




Lawn & Garden




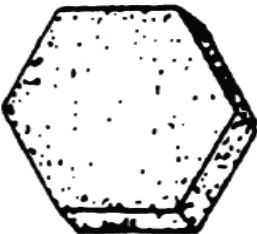


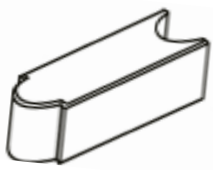


visit www.stvrainblock.com for photos and additional information

| Item | Size Thickness Width | No. Per Sq. Ft. | Weight Each | No. Per Pallet | Colors | Item Code | Ordered (Pallet Qty.) | | |
|---|--------------------------|-----------------|-------------|----------------|--------------------|------------|-----------------------|---------|--|
|  | 2" x 8" x 16" Square | 1.13 | 14 lbs. | 240 | Gray | SLAB | | | |
| | | | | | Red | SLABC | | | |
| | | | | | Tan | SLABC | | | |
| | | | | | 19 lbs. | 180 | Brickface Gray | SLABBR | |
| | | | | | | | Brickface Red | SLABBRC | |
| | | | | | | | Brickface Tan | SLABBRC | |
| | | | | | | | Brickface Red/Blk. | SLABBRC | |
| | | | | | Brickface Tan/Brn. | SLABBRC | | | |
|  | 2" x 12" x 24" Rectangle | .50 | 44 lbs. | 60 | Gray | RECTANGLE | | | |
| | | | | | Red | RECTANGLEC | | | |
| | | | | | Tan | RECTANGLEC | | | |
|  | 2" x 12" x 12" Square | 1 | 22 lbs | 120 | Gray | 212SQ | | | |
| | | | | | Red | 212SQC | | | |
| | | | | | Tan | 212SQC | | | |
| | | | | | Exp. Aggr. Gray | 212EXSQ | | | |
| | | | | | Exp. Aggr. Tan | 212EXSQC | | | |
| | 2" x 16" x 16" Square | .56 | 39 lbs. | 40 | Gray | 216SQ | | | |
| | | | | | Red | 216SQC | | | |
| | | | | | Tan | 216SQC | | | |
| | 2" x 18" x 18" Square | .44 | 50 lbs. | 40 | Gray | 218SQ | | | |
| | | | | | Red | 218SQC | | | |
| | | | | | Tan | 218SQC | | | |
| | | | | | Exp. Aggr. Gray | 218EXSQ | | | |
| | | | | | Exp. Aggr. Tan | 218EXSQC | | | |
| | | | | | Brickface Gray | 218BR | | | |
| | | | | | Brickface Red | 218BRC | | | |
| | | | | | Brickface Tan | 218BRC | | | |
| | | | | | Brickface Red/Blk. | 218BRC | | | |
| | | | | | Brickface Tan/Brn. | 218BRC | | | |
| | | | | | Cobble. Gray | 218CS | | | |
| | | | | | Cobble. Red | 218CSC | | | |
| | | | | | Cobble. Tan | 218CSC | | | |
| Cobble. Red/Blk. | 218CSC | | | | | | | | |
| Cobble. Tan/Brn. | 218CSC | | | | | | | | |
| 2" x 24" x 24" Square | .24 | 90 lbs. | 20 | Gray | 224SQ | | | | |
| | | | | Red | 224SQC | | | | |
| | | | | Tan | 224SQC | | | | |

Lawn & Garden



visit www.stvrainblock.com for photos and additional information

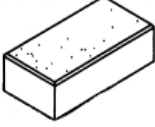
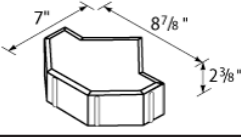



| Item | Size Thickness Width | No. Per Sq. Ft. | Weight Each | No. Per Pallet | Colors | Item Code | Ordered (Pallet Qty.) |
|---|--|--------------------|----------------|-------------------|-----------------|-----------|--------------------------|
|  | 2" x 12" dia. Rounds | 1 | 18 lbs. | 120 | Gray | 212R | |
| | | | | | Red | 212RC | |
| | | | | | Tan | 212RC | |
| | 2" x 18" dia. Rounds | .44 | 40 lbs. | 40 | Gray | 218R | |
| | | | | | Red | 218RC | |
| | | | | | Tan | 218RC | |
| | | | | | Exp. Aggr. Gray | 218EXR | |
| | 2" x 24" dia. Rounds | .25 | 71 lbs. | 20 | Gray | 224R | |
| | | | | | Red | 224RC | |
| Tan | | | | | 224RC | | |
|  | 2 x 14" Hexagon | 1.15 | 20 lbs. | 120 | Gray | 214HEX | |
| | | | | | Red | 214HEXC | |
| | | | | | Tan | 214HEXC | |
| | | | | | Exp. Aggr. Gray | 214EXHEX | |
| | 2" x 18" Hexagon | .50 | 36 lbs. | 40 | Gray | 218HEX | |
| | | | | | Red | 218HEXC | |
|  | 2" x 6" x 24" Garden Border | | 19 lbs. | 120 | Gray | GARDEN | |
| | | | | | Red | GARDENC | |
| | | | | | Tan | GARDENC | |
|  | 2" x 6" x 24" 24" Circle Tree Ring | | 20 lbs. | 90 | Gray | TREE | |
| | | | | | Red | TREEC | |
| | | | | | Tan | TREEC | |
| | 2" x 6" x 30" 30" Circle Tree Ring | | 21 lbs | 100 | Gray | STREE | |
| | | | | | Red | STREEC | |
| | | | | | Tan | STREEC | |
|  | 4" x 4" x 12" Lawn Edger | | 13 lbs. | 216 | Gray | EDGER | |
| | | | | | Red | EDGERC | |
| | | | | | Tan | EDGERC | |
| | | | | | Red/Black | EDGERC | |
| | | | | | Tan/Brown | EDGERC | |
|  | 4" x 12" x 12" Screen Block | | 23 lbs. | 120 | Gray | SCREEN | |
| | | | | | Red | SCREENC | |
| | | | | | Tan | SCREENC | |
|  | 8" x 8" x 12" Pocket Block | | 50 lbs. | 60 | Gray | POCKET | |

Pavers

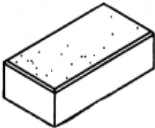





visit www.basalite.com for photos and additional information

Regular Pavers

| Item | Size Thickness Width | No. Per Sq. Ft. | No. Per Pallet | Colors | Item Code | Ordered (Pallet Qty.) |
|--|---|--------------------|-------------------|---------------|-----------|--------------------------|
|  | 4" x 8" x 2-3/8" Mission | 4.50 | 400 | Mountain Red | MPMR | |
| | | | | Charcoal | MPCH | |
| | | | | Caramel | MPCA | |
| | | | | Positano | MPPO | |
| | | | | Mendocino | MPME | |
|  | 7" x 8-7/8" x 2-3/8" Tango | 3.57 | 420 | Mendocino | TPM | |
| | | | | Special Order | TPS | |
|  | 5-1/5" x 5-1/2" x 2-3/8" SF Cobble Square | 4.70 | 528 | Carmel | SFPSCA | |
| | | | | Positano | SFPSPO | |
| | | | | Mendocino | SFPSME | |
|  | 8-1/4" x 5-1/2" x 2-3/8" SF Cobble Rectangle | 3.20 | 384 | Carmel | SFPRCA | |
| | | | | Positano | SFPRPO | |
| | | | | Mendocino | SFPRME | |
|  | 11" x 8-1/4" x 2-3/8" SF Cobble Mega | 1.60 | 160 | Carmel | SFPMCA | |
| | | | | Positano | SFPMPO | |
| | | | | Mendocino | SFPMME | |

Tumbled Pavers




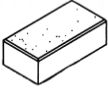


| Item | Size Thickness Width | No. Per Sq. Ft. | No. Per Pallet | Colors | Item Code | Ordered (Pallet Qty.) |
|---|---|--------------------|-------------------|--------------|-----------|--------------------------|
|  | 4" x 8" x 2-3/8" Mission | 4.50 | 400 | Mountain Red | MPTMR | |
| | | | | Charcoal | MPTCH | |
| | | | | Caramel | MPTCA | |
| | | | | Positano | MPTPO | |
| | | | | Mendocino | MPTME | |
|  | 5-1/5" x 5-1/2" x 2-3/8" SF Cobble Square | 4.70 | 528 | Carmel | SFPTSCA | |
| | | | | Positano | SFPTSPO | |
| | | | | Mendocino | SFPTSME | |
|  | 8-1/4" x 5-1/2" x 2-3/8" SF Cobble Rectangle | 3.20 | 384 | Carmel | SFPTRCA | |
| | | | | Positano | SFPTRPO | |
| | | | | Mendocino | SFPTRME | |
|  | 11" x 8-1/4" x 2-3/8" SF Cobble Mega | 1.60 | 160 | Carmel | SFPTMCA | |
| | | | | Positano | SFPTMPO | |
| | | | | Mendocino | SFPTMME | |

Pavers

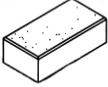
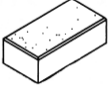
visit www.basalite.com for photos and additional information



Tumbled Pavers [Cont.]

| Item | Size Thickness Width | No. Per Sq. Ft. | No. Per Pallet | Colors | Item Code | Ordered (Pallet Qty.) |
|--|--|--------------------|-------------------|-----------|-----------|--------------------------|
|  | 5-1/5" x 5-1/2" x 2-3/8" Italian Renaissance Square | 4.70 | 528 | Carmel | IRPTSCA | |
| | | | | Positano | IRPTSPO | |
| | | | | Mendocino | IRPTSME | |
|  | 8-1/4" x 5-1/2" x 2-3/8" Italian Renaissance Rectangle | 3.20 | 384 | Carmel | IRPTRCA | |
| | | | | Positano | IRPTRPO | |
| | | | | Mendocino | IRPTRME | |
|  | 11" x 8-1/4" x 2-3/8" Italian Renaissance Mega | 1.60 | 160 | Carmel | IRPTMCA | |
| | | | | Positano | IRPTMPO | |
| | | | | Mendocino | IRPTMME | |
|  | 7-1/4" x 3-5/8" x 2-1/4" Country Cobble Brick | 5.50 | 480 | Carmel | CCPTBCA | |
| | | | | Positano | CCPTBPO | |
| | | | | Mendocino | CCPTBME | |
|  | 7-1/4" x 7-1/4" x 2-1/4" Country Cobble Square | 2.70 | 240 | Carmel | CCPTSCA | |
| | | | | Positano | CCPTSPO | |
| | | | | Mendocino | CCPTSME | |
|  | 7-1/4" x 10-7/8" x 2-1/4" Country Cobble Rectangle | 1.80 | 156 | Carmel | CCPTRCA | |
| | | | | Positano | CCPTRPO | |
| | | | | Mendocino | CCPTRME | |

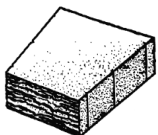
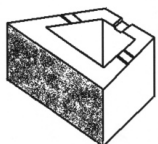

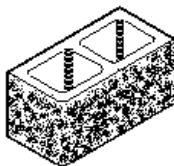

Clay Pavers

| Item | Size Thickness Width | No. Per Sq. Ft. | No. Per Pallet | Colors | Item Code | Ordered (Pallet Qty.) |
|---|--|--------------------|-------------------|--------------|-----------|--------------------------|
|  | 4" x 8" x 2-1/4" Interstate Brick Pavers | 4.50 | 500 | Mojave Brown | IBPMB | |
| | | | | Cherry Red | IBPCR | |
| | | | | Primrose | IBPPR | |
| | | | | Cast Iron | IBPCI | |
| | | | | Caramel | IBPCA | |
| | | | | Bronze Creek | IBPBC | |
|  | 4" x 8" x 2-1/4" Tumbled Interstate Brick Pavers | 4.50 | 500 | Mojave Brown | IBPTMB | |
| | | | | Cherry Red | IBPTCR | |
| | | | | Primrose | IBPTPR | |
| | | | | Cast Iron | IBPTCI | |
| | | | | Caramel | IBPTCA | |
| | | | | Bronze Creek | IBPTBC | |

Retaining Walls

visit www.stvrainblock.com for photos and additional information



| Item | Size Thickness Width | No. Per Sq. Ft. | Weight Each | No. Per Pallet | Colors | Item Code | Ordered (Pallet Qty.) |
|---|--|--------------------|----------------|-------------------|-----------|-----------|--------------------------|
|  | 11" x 4" x 9" 7" Back Side Split Face Pyzique Retaining Wall | 3.00 | 27 lbs. | 100 | Gray | PYZIQUE | |
| | | | | | Red | PYZIQUEC | |
| | | | | | Tan | PYZIQUEC | |
| | | | | | Red/Black | PYZIQUEC | |
| | | | | | Tan/Brown | PYZIQUEC | |
|  | 16" x 8" x 10" Cuesta Gravity Wall | 1.14 | 60 lbs. | 36 | Gray | CUESTA | |
| | | | | | Red | CUESTAC | |
| | | | | | Tan | CUESTAC | |
| | | | | | Red/Black | CUESTAC | |
| | | | | | Tan/Brown | CUESTAC | |
|  | 16" x 4" x 9" 12" Back Side Split Face Cuesta Cap | 2.30 | 42 lbs. | 48 | Gray | CCAP | |
| | | | | | Red | CCAPC | |
| | | | | | Tan | CCAPC | |
| | | | | | Red/Black | CCAPC | |
| | | | | | Tan/Brown | CCAPC | |
|  | 8" x 8" x 16" Cuesta Corner | 1.14 | 55 lbs. | 60 | Gray | CCORNER | |
| | | | | | Red | CCORNERC | |
| | | | | | Tan | CCORNERC | |
| | | | | | Red/Black | CCORNERC | |
| | | | | | Tan/Brown | CCORNERC | |
|  | 8" x 4" x 16" Quarry Stone | 2.50 | 35 lbs. | 90 | Gray | QUARRY | |
| | | | | | Rust | QUARRYC | |
| | | | | | Buff | QUARRYC | |
| | | | | | Charcoal | QUARRYC | |

Terms & Conditions

- Lawn & Garden, pavers and retaining wall products are NON-RETURNABLE.
- Above products are non-stock. Please allow 3-7 days for delivery.
- Above products can be ordered in pallet quantity only.
- Pallet deposit of \$14.00 each, refunded when returned.



112 South Santa Fe Drive
Denver, CO 80211

T: 303-778-7227

F: 303-722-8426

www.usmix.com